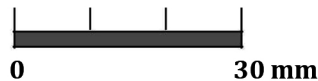




Motisons Jewellers

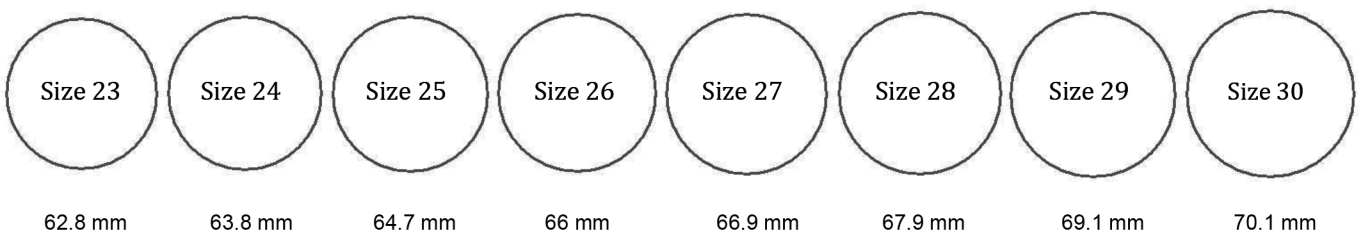
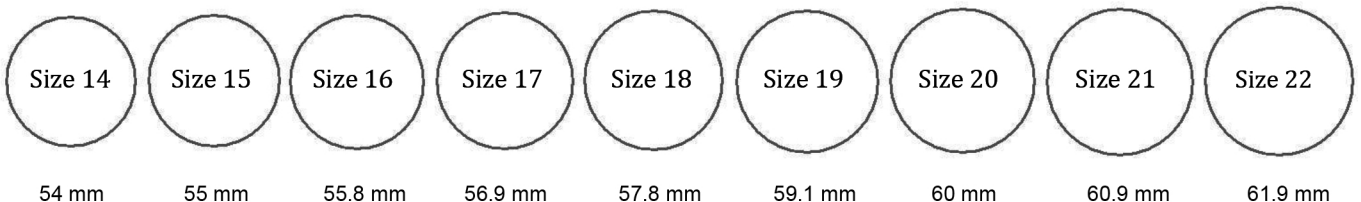
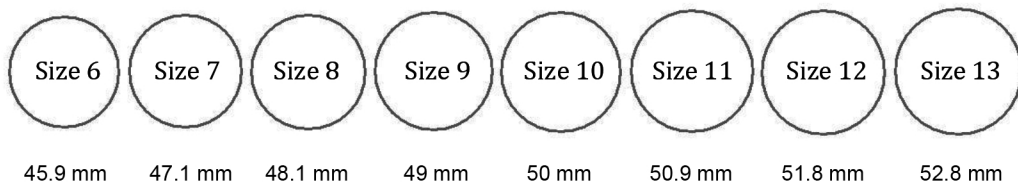
Ring Size Chart

- 1. Prior to printing**, ensure that Page scale is set to "None" on your printing dialog box.
- 2. Measure the bar** It must be exactly 1 inch or 30 mm long.



Measure Your Ring

1. Put a Thread around your finger, measure its length and match it with the corresponding circle below.
2. Place the ring over the circles below, matching the inside edge of the ring to the circle nearest in size.
3. If the ring falls between any two sizes, order the larger one.



INDIAN RING SIZES